



Wall Mounted 18, 24, 30 and 36,000 BTU Cooling Systems

SYSTEMS 18CL, 24CL1, 30CLX1, 36CLX1

Function

Stylish, slim and elegant, these cooling-only wall mounted units are designed for single rooms. Indoor units have a clean, aesthetic design and are small but mighty and shorter in length than competing units, helping them blend into any room. Ideal for spaces requiring additional capacity but are limited on space. The flexibility of the variable speed compressor helps systems adapt to shifts in heat load by additional guests or afternoon sun.

Applications

Fujitsu brand ductless air conditioners can be used to solve various application-specific problems. Businesses and institutions such as schools, churches, nursing homes and hospitals, commercial office buildings, strip malls, motels and restaurants, apartments and condos, computer and telephone switching rooms, and even residences commonly use these systems. With more efficient zone control, "ductless mini-splits" are perfect for renovations, restorations, conversions, and add-ons.



ASU24CL1/30CLX1/36CLX1



Optional Remote


- Weekly Timer
- Full Function Wired Remote
- Child Lock Capable

UTY-RNBYU

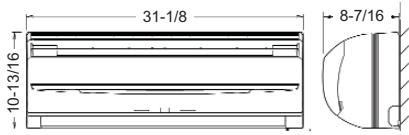


Standard Features


- Wireless Remote Control
- Sleep Timer
- 24 Hour Timer
- Dry Mode
- Auto Louver: 4 Way
- Auto Mode
- Quiet Mode
- Power Diffuser
- Auto Restart/Reset
- Low Ambient
- Cold Prevention
- Apple Catechin Filter
- Ion Deodorizing Filter



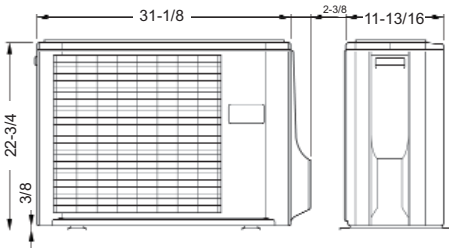
FRONT & SIDE OF ASU18CL



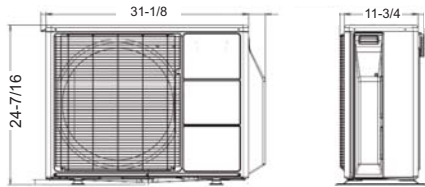
FRONT OF ASU24CL1, 30CLX1, 36CLX1



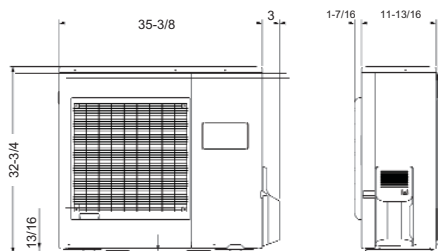
FRONT & SIDE OF AOU18CL



FRONT & SIDE OF AOU24CL1



FRONT & SIDE OF AOU30CLX1, AOU36CLX1



The Fujitsu logo is a registered trademark of Fujitsu Limited. The Halcyon logo and name is a trademark of Fujitsu General America, Inc. Copyright 2010 Fujitsu General America, Inc.

Fujitsu's products are subject to continuous improvements. Fujitsu reserves the right to modify product design, specifications and information in this brochure without notice and without incurring any obligations.

	18CL	24CL1	30CLX1	36CLX1
	Cooling Only	Cooling Only	Cooling Only	Cooling Only
Nominal Cooling <i>BTU/h</i>	18,000	24,000	30,700	33,000
Min.~Max. Cooling <i>BTU/h</i>	5,500~19,000	3,100~25,000	9,900~32,400	9,900~34,100
SEER <i>BTU/hW</i>	19.0	17.5	16.5	15.5
EER <i>Clg</i>	10.4	10.0	9.5	8.5
Clg. Operating Range °F(°C)	14~115 (-10~46)	14~115 (-10~46)	14~115 (-10~46)	14~115 (-10~46)
Moisture Removal <i>Pt./h(l/h)</i>	5.9 (2.8)	6.3 (3.0)	9.7 (4.6)	10.1 (4.8)
Voltage/Frequency/Phase	208-230/60/1	208-230/60/1	208-230/60/1	208-230/60/1
Recommended Fuse Size (A)	20	20	30	30
Air Circ. <i>C.F.M. (m³/h):</i> Hi	412 (700)	659 (1,120)	660 (1,100)	700 (1,200)
Medium	342 (581)	530 (900)	530 (900)	530 (900)
Low	271 (460)	436 (740)	435 (740)	440 (740)
Quiet	218 (370)	365 (620)	365 (620)	365 (620)
Noise Level <i>dB(A):</i> Hi	44	48	49	51
Medium	38	42	42	42
Low	32	37	37	37
Quiet	25	33	33	33
Outdoor Fan Speed <i>RPM Clg</i>	860	1,100	2,119	2,110
Outdoor Noise Level <i>dB(A)</i>	50	56	54	54
Current <i>Rated/Max (A):</i> Cooling	7.7/9.0	10.5	14.2	17.3
Power Use <i>Rated/Max (kw):</i> Cooling	1.73/2.0	2.4/2.5	3.24/3.87	3.88/4.10
Fan Speeds <i>Stage</i>	4 + Auto	4 + Auto	4 + Auto	4 + Auto
Air Direction: <i>Horizontal</i>	Automatic	Automatic	Automatic	Automatic
<i>Vertical</i>	Automatic	Automatic	Automatic	Automatic
Air Filter	Washable	Washable	Washable	Washable
Connection Method	Flare	Flare	Flare	Flare
Combined Max. Lgth <i>Ft (m)</i>	66 (20)	98 (30)	164 (50)	164 (50)
Max. Vertical Diff. <i>Ft (m)</i>	49 (15)	66 (20)	98 (30)	98 (30)
Conn. Pipe Diameter <i>Inch</i>	Suc. 1/2 Dis. 1/4	Suc. 5/8 Dis. 1/4	Suc. 5/8 Dis. 3/8	Suc. 5/8 Dis. 3/8
Net Weight <i>lbs. (kg)</i>	20 (9)	88 (40)	31 (14)	88 (40)
Dimensions: Height <i>Inch</i>	10-13/16	22-3/4	12-5/8	24-7/16
<i>mm</i>	275	578	320	620
Width <i>Inch</i>	31-1/8	31-1/8	39-1/4	31-1/8
<i>mm</i>	790	790	998	790
Depth <i>Inch</i>	8-7/16	11-13/16	9	11-3/4
<i>mm</i>	215	300	228	298
Refrigerant	R410A	R410A	R410A	R410A
	Indoor ASU18CL	Outdoor AOU18CL	Indoor ASU24CL1	Outdoor AOU24CL1
			Indoor ASU30CLX1	Outdoor AOU30CLX1
			Indoor ASU36CLX1	Outdoor AOU36CLX1

Note: Figures are based on 230 Volts.

Sal del Calor Ahorrando Energía con tu Unidad Inverter

Financiamiento Disponible Toll Free 1.855.MGD.AIRE 1.855.643.2473